

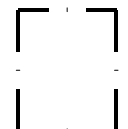
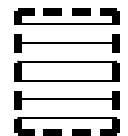
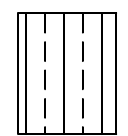

-  **AMBITO OGGETTO DI INTERVENTO**
-  **SUPERFICIE FONDIARIA DA ALIENARE**
- LOTTO A**
1.165 Mq 650 Mq slp
- LOTTO B**
1.145 Mq 650 Mq slp
-
- 2.310 Mq 1.300 Mq slp**
-  **SUPERFICIE AREE A STANDARD PER VIABILITA' E PARCHEGGI**
1.950 MQ CIRCA
-  **SUPERFICIE AREE A STANDARD VERDE PUBBLICO DA ATTREZZARE**
1.500 MQ CIRCA

TAVOLA 1 SUPERFICI OGGETTO DI ALIENAZIONE